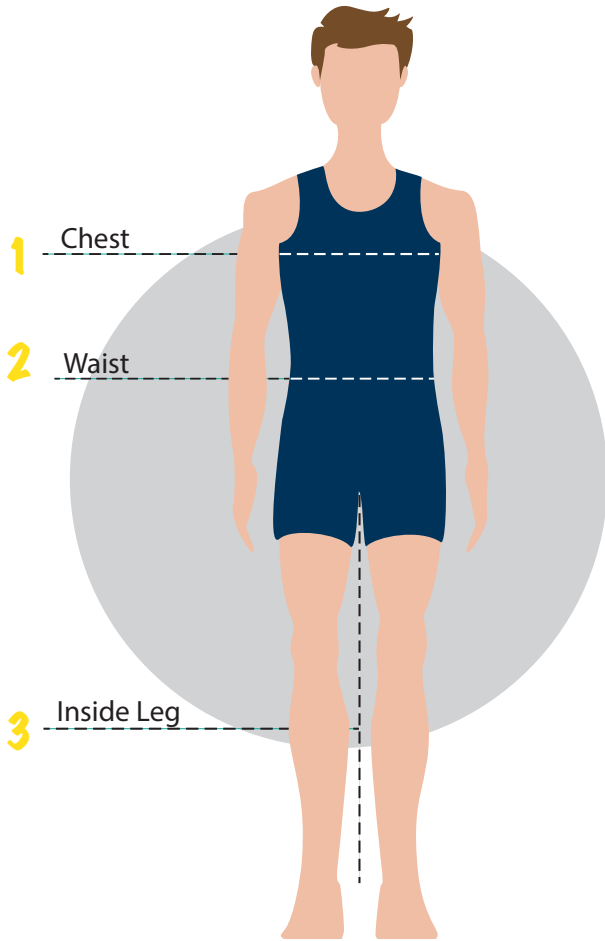


MENS SIZE GUIDE



HOW TO MEASURE

If you're on the borderline between two sizes, order the smaller size for a tighter fit or the larger size for a looser fit.

Chest - Measure all the way round - across fullest part of the chest.
Try to keep tape level.

Waist - Measure all the way round -
Taking the tape around the natural waistline.

Trouser - Inside Leg -
Unlike the other measurements which are body measurement, the inside leg measurement corresponds to the length on the trouser.
Measure from the crotch to where your trouser is normally worn on the shoe.

Shorts - Inside Leg -
This is the short measurement, not body.

MEASUREMENT - CM		XS	S	M	L	XL	2XL	3XL	4XL
Chest		86-91cm	91-96cm	96-101cm	101-106cm	106-111cm	112-118cm	118 -122cm	126 -130cm
Waist		71cm	76cm	81cm	86cm	91cm	96cm	101cm	106cm
Trouser - Inside leg		76cm	79cm	81cm	81cm	81cm	81cm	84cm	86cm
Slim Fit Trouser - Inside leg		73cm	75cm	77cm	78cm	80cm	82cm	84cm	

MEASUREMENT - Inches		XS	S	M	L	XL	2XL	3XL	4XL
Chest		34 - 36"	36 - 38"	38 - 40"	40 - 42"	42 - 44"	44½-46½"	46½"-48½"	48½-50½"
Waist		28"	30"	32"	34"	36"	38"	40"	42"
Trouser - Inside leg		30"	31"	32"	32"	32"	32"	33"	34"

Shorts - Inches / CM		XS	S	M	L	XL	2XL	3XL	4XL
Shorts - Waist - Inches		28"	30"	32"	34"	36"	38"	40"	42"
Shorts - Waist - cm		71cm	76cm	81cm	86cm	91cm	96cm	101cm	106cm
Training Shorts - Inside leg - cm*		15.5cm	16.5cm	17.5cm	18.5cm	19.5cm	20.5cm	21.5cm	22.5cm
Football Shorts - Inside leg - cm*		18cm	18cm	18cm	18cm	18cm	18cm	18cm	18cm
Rugby Shorts - Inside leg - cm*		9cm	9cm	9cm	9cm	9cm	9cm	9cm	9cm

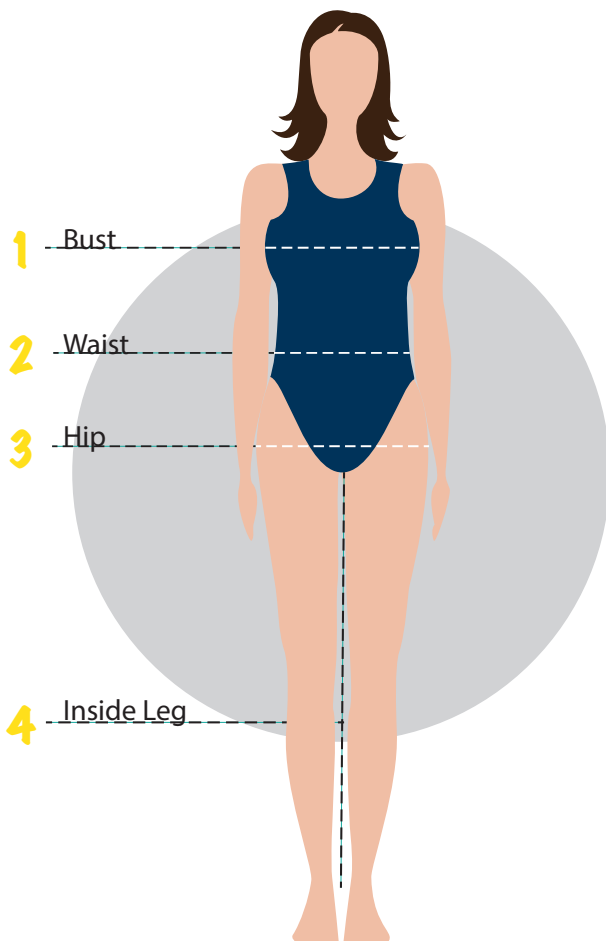
* The length of Masuri Shorts varies according to style.

MASURI
TEAMWEAR

MENS SIZE GUIDE

BASIC SIZE OVERVIEW

LADIES SIZE GUIDE



HOW TO MEASURE

If you're on the borderline between two sizes, order the smaller size for a tighter fit or the larger size for a looser fit.

Bust - Measure all the way round - across fullest part of the chest. Try to keep tape level.

Waist - Measure all the way round - Taking the tape around the natural waistline.

Hip - Measure all the way round - Taking the tape around the widest part of the bottom.

Inside Leg - Unlike the other measurements which are body measurement, the inside leg measurement corresponds to the length on the trouser. Measure from the crotch to where your trouser is normally worn on the shoe.

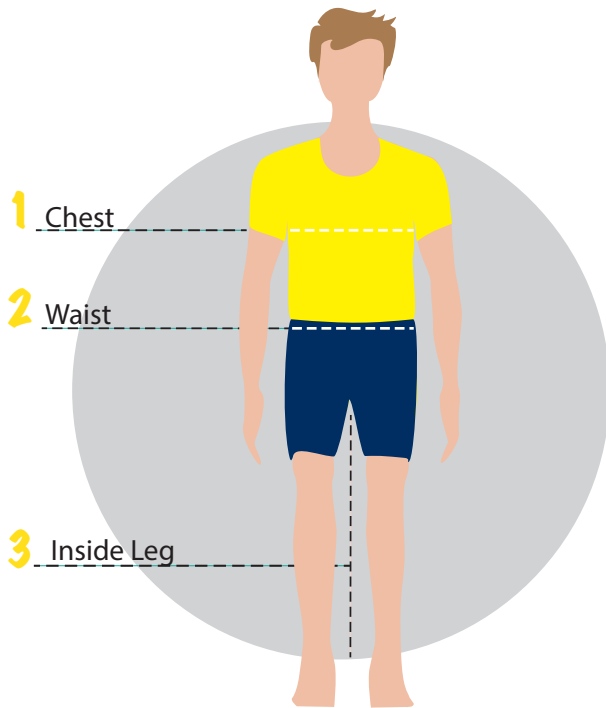
MEASUREMENT - cm		6	8	10	12	14	16	18	20
	Chest - Bust	79cm	81cm	86cm	91cm	97cm	102cm	108.5cm	116cm
	Waist	61cm	64cm	69cm	74cm	79cm	84cm	90.5cm	98cm
	Hip	88cm	90cm	94cm	99cm	104cm	109cm	114cm	119cm
	Inside leg	71cm	72cm	73cm	75cm	77cm	79cm	80cm	81cm

MEASUREMENT - Inches		6	8	10	12	14	16	18	20
	Chest - Bust	31"	32"	34"	36"	38"	40"	43"	45½"
	Waist	24"	25"	27"	29"	31"	33"	35"	38½"
	Hip	34½"	35½"	37"	39"	41"	43"	45"	47"
	Inside leg	28"	28½"	29"	29½"	30¼"	31"	31½"	32"

Netball Dress length - Inches /cm		6	8	10	12	14	16	18	20
	Short - Centre Back	/	30¼"/ 77cm	31"/ 79cm	32"/ 81cm	32¾"/ 83cm	33½"/ 85cm	34¼"/ 87cm	35"/ 89cm
	Regular - Centre Back	/	31½"/ 80cm	32¼"/ 82cm	33"/ 84cm	33¾"/ 86cm	34¾"/ 88cm	35½"/ 90cm	36¼"/ 92cm
	Long - Centre Back	/	32¾"/ 83cm	33½"/ 85cm	34¼"/ 86cm	35"/ 89cm	35¾"/ 91cm	36½"/ 93cm	37½"/ 95cm

* Garment measurement. Centre back length from neck to bottom hem.

JUNIOR SIZE GUIDE



HOW TO MEASURE

If you're on the borderline between two sizes, order the smaller size for a tighter fit or the larger size for a looser fit.

Chest - Measure all the way round - across fullest part of the chest. Try to keep tape level.

Waist - Measure all the way round - taking the tape around the natural waistline.

Inside Leg - Unlike the other measurements which are body measurement, the inside leg measurement corresponds to the length on the trouser. Measure from the crotch to where your trouser is normally worn on the shoe.

MEASUREMENT - CM	3 - 4 years	5 - 6 years	7- 8 years	9 - 10 years	11- 12 years	13 - 14 years
Chest	54 - 56cm	58 - 61cm	63 - 66cm	69 - 72cm	75 - 78cm	82 - 86cm
Waist	52 - 53cm	55 - 56cm	57 - 59cm	61 - 64cm	66 - 68cm	70 - 73cm
Height	98 - 104cm	110 - 116cm	122 - 128cm	134 - 140cm	146 - 152cm	158 - 164cm
Inside leg	44cm	51cm	57cm	63cm	70cm	75cm


MEASUREMENT - Inches	3 - 4 years	5 - 6 years	7- 8 years	9 - 10 years	11- 12 years	13 - 14 years
Chest	21 ¼" - 22"	22¾" - 24"	24¾" - 26"	27 - 28½"	29½ - 30½"	32¼ - 34"
Waist	20½" - 20¾"	21¾" - 22"	22½ - 23¼"	24 - 24¾"	26 - 26¾"	27½ - 28¾"
Height	38½" - 41"	43¼" - 45¾"	48 - 50¼"	52¾ - 55"	57½ - 59¾"	62¼ - 64½"
Inside leg	17½"	20"	22½"	24¾"	27½"	29½"

Shorts - Inches / CM	3 - 4 years	5 - 6 years	7- 8 years	9 - 10 years	11- 12 years	13 - 14 years
Waist - inches	20½" - 20¾"	21¾" - 22"	22½ - 23¼"	24 - 24¾"	26 - 26¾"	27½ - 28¾"
Waist - cm	52 - 53cm	55 - 56cm	57 - 59cm	61 - 64cm	66 - 68cm	70 - 73cm
Training Shorts - Inside leg - cm*	9cm	10cm	13cm	14cm	15cm	16cm
Football Shorts - Inside leg - cm*	/	/	14cm	14cm	14cm	14cm
Rugby Shorts - Inside leg - cm*	/	/	7cm	8cm	9cm	10cm

* The length of Masuri Shorts varies according to style.

HAT SIZE GUIDE

HEAD



HOW TO MEASURE

If you're on the borderline between two sizes, order the larger size.

HEAD - Measure all the way round - across fullest part of the HEAD
Try to keep tape level.

Use a tape measure positioned just above your ears.

SUNHAT	SMALL	MEDIUM	LARGE	X LARGE
HEAD CIRCUMFERENCE	55cm	57cm	59cm	61cm

OUTSIDE

INSIDE

INSIDE HAT CIRCUMFERENCE

FLEXFIT CAP	MEASUREMENT	cm	inches
	↑ S / M ↓	54cm	21 ^{1/4}
		55cm	21 ^{5/8}
		56cm	22
		57cm	22 ^{3/8}
		58cm	22 ^{3/4}
	↑ L / XL ↓	59cm	23 ^{1/8}
		60cm	23 ^{1/2}
		61cm	23 ^{7/8}
		62cm	24 ^{1/4}